

## Fume Eliminator

Portable source capture directly on welding torch

---




The Fume Eliminator (also called a Smoke Eater) is designed to be carried to the working area. Connected to a welding torch or to an extraction nozzle, the FE unit extracts the fume directly at source. FE 840 has a manual start/stop function while the FE 841 has an automatic start/stop function, which starts the unit as soon as the welding begins.

- Portable and easy to carry
- Low service costs
- Manual or automatic start/stop function
- User friendly

Product name	Fume Eliminator
Noise level (dB(A))	73
Filter efficiency (%)	99,7
Installation	[Indoor]
Material	Sheet metal
Filter cleaning method	One way filter
Working pressure (kPa)	22
Max Airflow (m <sup>3</sup> /h)	150
Hose Diameter (mm)	44
Hose length (m)	2.5
Frequency (Hz)	50
No of phases	1
Filter type	[cartridge]
Number of filter elements	1
Filter material	Cellulose
Weight (kg)	16
Power (kW)	1
Note	Indicator for filter exchange



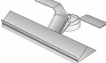







## Fume Eliminator

Image	Description	Power Voltage (V)	Electric plug	Model
	FE 840 Manual start/stop	230	Euro (CEE 7/2 P+E)	70840000
	FE 840 Manual start/stop	120	UK	70840100
	FE 840 Manual start/stop	230	UK	70840442
	FE 841 Automatic start/stop	230	Euro (CEE 7/2 P+E)	70841000*
	FE 841 Automatic start/stop	230	UK	70841010*
	FE 841 Automatic start/stop	120	UK	70841100*

\*Indicator for filter exchange

## Fume Eliminator

Accessory		Part No
	Filter (replacement) for Fume Eliminator	70324000
	Funnel nozzle TM-80	70851000
	Flange nozzle PM-300	70853000
	Funnel nozzle TM-200	70854000
	Metal filter compl. for FE 840/841	70284001
	Metal filter for FE 840/841	70282004
	Hose Superflex	70400026
	Hose Superflex	70400028