








SPECTRUM

WELDING SUPPLIES

HIRE • SALES • REPAIR • REFURBISH



SPECTRUM 100 TONNE CONVENTIONAL ROTATOR SET


 100 TONNE CAPACITY  380-480V  570mm  6800mm



SPECTRUM 100 TONNE CONVENTIONAL ROTATOR SET

DRIVE
& IDLER

| | |
|---|--|
| Model | 100 Tonne Conventional Rotator Set (<i>Drive and Idler</i>) |
| Safe Working Load - Drive Unit | 50 tonne |
| Safe Working Load - Idler Unit | 50 tonne |
| Maximum Load Carrying Capacity - Set | 100 tonne (1 Drive & 1 Idler) |
| Rotation Capacity, Drive Unit | 150 tonne |
| Wheel Centre Distance | 27.5, 43.3, 59, 74.8, 90.5, 106.2, 122in (700, 1100, 1500, 1900, 2300, 2700, 3100mm) |
| Vessel Diameter Capacity | 22.4in to 267.7in (570mm to 6800mm) |
| Rotation Speed Range | 5.1 to 51.1 in/min (130 to 1300 mm/min) |
| Tyre Type | Polyurethane, 95A durometer shore rating |
| Wheel Size | 20.5in diameter x 21in wide (521mm x 533mm) |
| Overall Height to Top of Tyre | 30.1in (765mm) |
| Remote Pendant Type | Plug & Socket Five Push Button Control (forward/stop/reverse/speed control/e-stop), 50ft (15m) cable |
| Rotation Drive Motors | 2 x 2.2kW |
| Primary Input Power | 380 to 480 V, 3 Phase, 50/60Hz |
| Input Current at Rated Load | 15.2amp |
| Overall Length & Width - Drive | 140.5in x 44in (3570mm x 1120mm) |
| Overall Length & Width - Idler | 140.5in x 35.4in (3570mm x 900mm) |
| Weight - Drive | 6173lb (2800kg) |
| Weight - Idler | 3527lb (1600kg) |

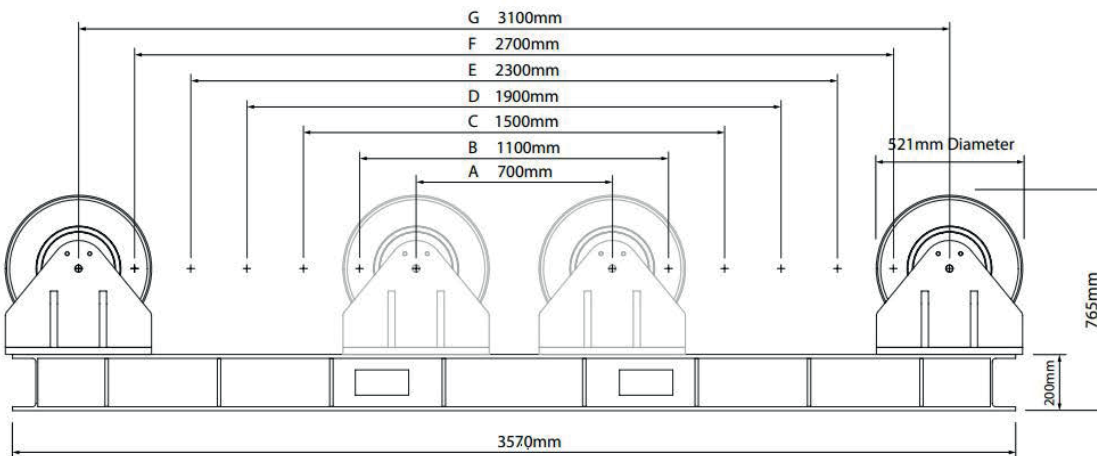
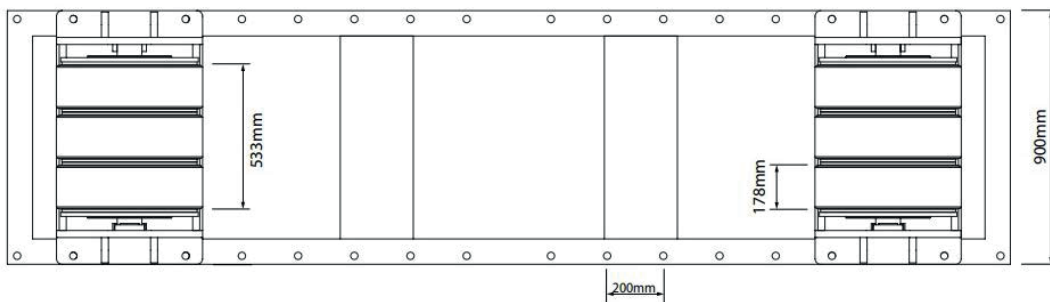




SPECTRUM 100 TONNE CONVENTIONAL ROTATOR SET

DRIVE
 & IDLER

Idler Rotator



Wheel Setting Workpiece Diameter Range

| Setting | Range |
|---------|-----------------------------------|
| A | 22.4" (570mm) - 45.2" (1150mm) |
| B | 45.2" (1150mm) - 82.6" (2100mm) |
| C | 70.8" (1800mm) - 118.1" (3000mm) |
| D | 94.4" (2400mm) - 157.4" (4000mm) |
| E | 118.1" (3000mm) - 196.8" (5000mm) |
| F | 145.6" (3700mm) - 236.2" (6000mm) |
| G | 169.2" (4300mm) - 267.7" (6800mm) |

Symbols

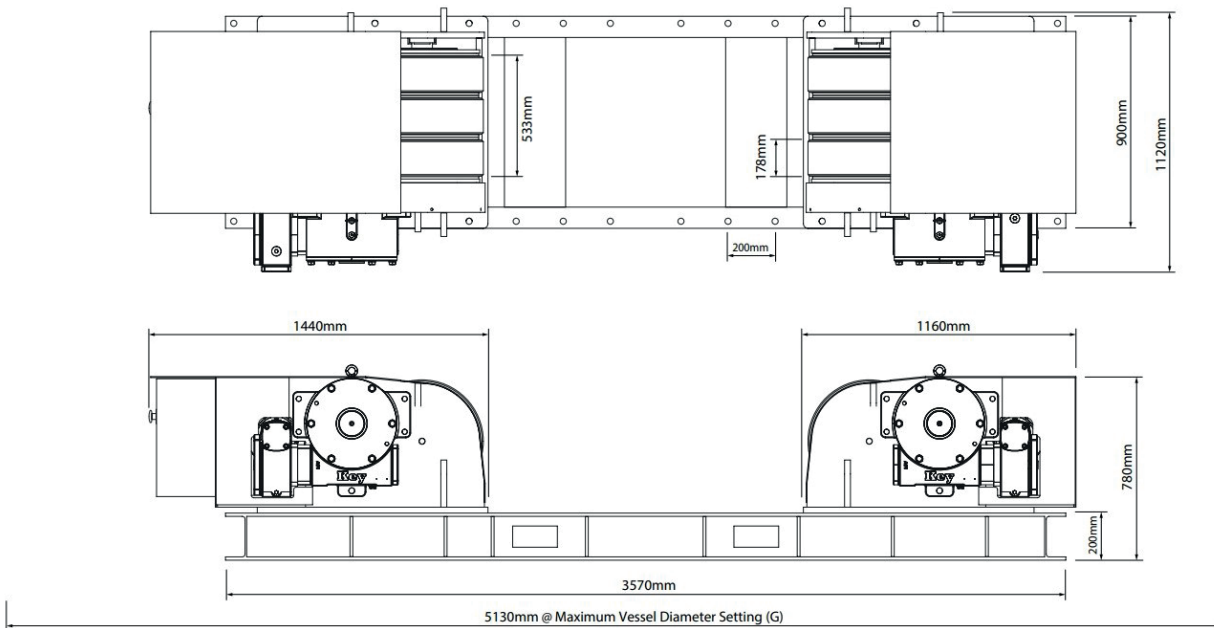
- Load capacity
- Supply voltage
- Minimum overall diameter (mm)
- Maximum overall diameter (mm)



SPECTRUM 100 TONNE CONVENTIONAL ROTATOR SET

DRIVE
 & IDLER

Drive Rotator



Wheel Setting Workpiece Diameter Range

| Setting | Range |
|---------|-----------------------------------|
| A | 22.4" (570mm) - 45.2" (1150mm) |
| B | 45.2" (1150mm) - 82.6" (2100mm) |
| C | 70.8" (1800mm) - 118.1" (3000mm) |
| D | 94.4" (2400mm) - 157.4" (4000mm) |
| E | 118.1" (3000mm) - 196.8" (5000mm) |
| F | 145.6" (3700mm) - 236.2" (6000mm) |
| G | 169.2" (4300mm) - 267.7" (6800mm) |

Symbols

- Load capacity
- Supply voltage
- Minimum overall diameter (mm)
- Maximum overall diameter (mm)



Spectrum Welding Supplies Ltd, Spectrum House,
McGregor's Way, Chesterfield, Derbyshire, S40 2WB

Registered Office: Spectrum House, McGregor's Way,
Chesterfield, Derbyshire, S40 2WB

Registered in England and Wales Company Registration No. 1732286

Vat Registration No. 401 5037 11